

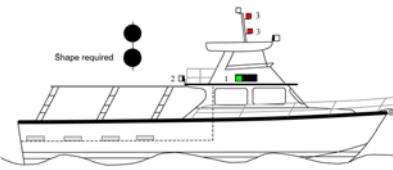

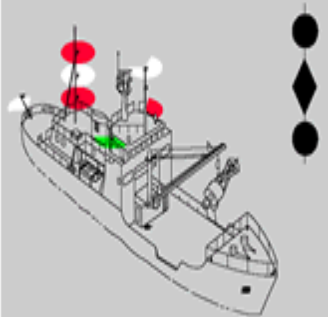

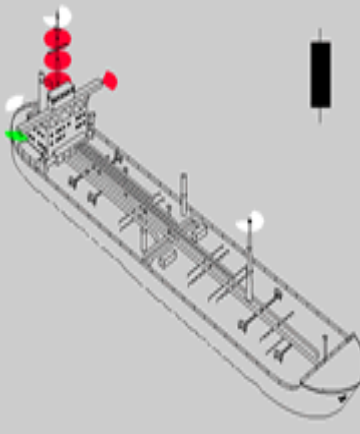





Avoiding collisions

	<p>Maintain proper all around lookout using all available means.</p> <p>Be aware that small fishing boats may not be good radar targets</p>		<p>The ship should be particularly cautious when navigating in poor visibility or in the night time.</p>
	<p>Any sort of distraction on bridge to be avoided</p>		<p>Fish farms may not be included in AIO updates in areas like China. Obtain information through local agent, NAV warnings etc and plot the areas on ECDIS</p>
	<p>Check and adjust Radar controls like Gain / Tuning / Rain and sea Clutter as per prevailing conditions.</p>		<p>Comply with COLREG Rule 18: A power driven vessel underway shall keep out of the way of a vessel engaged in fishing;</p>
	<p>Obtain details of fishing traffic areas.</p> <p>The ship's designed route for navigation should be as far as possible away from the fishing vessels</p>		<p>OOW shall be aware of lights and shapes used by fishing vessel as per COLREGS</p>
	<p>When encountering fishing vessels give them a wide berth and be prepared for their sudden maneuvers and course changes.</p>		<p>Keep well clear of fishing nets and pay attention to signals from any fishing boats.</p>
	<p>Proceed at safe speed in vicinity of fishing vessels</p>		<p>Call the Master anytime you are in doubt or you feel the vessel is in danger.</p>



Avoiding collisions

<p>Vessel Not Under Command</p>  <p>Shape required</p> <p>Lights</p> <ol style="list-style-type: none"> 1. Sidelights (whilst making way) 2. Sternlight (whilst making way) 3. All Round Red Light 	<p>Keep well clear of vessels <u>NOT UNDER COMMAND</u></p>		<p>Vessels engaged in Fishing may have lights visibility hampered by fishing gear</p>
	<p>Keep well clear of vessels <u>RESTRICTED IN HER ABILITY TO MANOEUVRE</u></p>		<p>Any vessel overtaking any other shall keep out of the way of the vessel being overtaken.</p>
	<p>Keep well clear of <u>VESSELS CONSTRAINED BY DRAUGHT</u></p>		<p>Do not get too close to danger. Do not take a vessel into what you can expect to be a dangerous situation, such as passing in a narrow channel while another vessel is trying to pass the same way at the same time.</p>
	<p>Maintain sufficient margin in preparation for unexpected situations. Consider the need for flexibility to address unexpected situations, such as providing sufficient margin while preparing passage plans</p>		<p>Take steps to avoid danger as early as possible. Making decision ahead of time is a cardinal rule in protecting the vessel and crew.</p>

You have an important role – Lives of 20 over people, taking care of cargo and property worth several millions, huge environmental responsibility – not to forget your future in this career. Please remind yourself of this every time you come on watch.